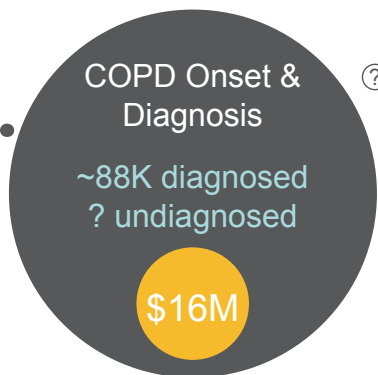
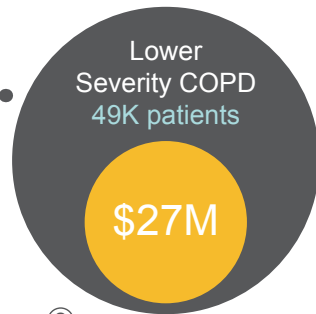




GAP: Limited utilization of smoking cessation programs
Smoking cessation drugs **50K+**
Smoking cessation programs **6K+**



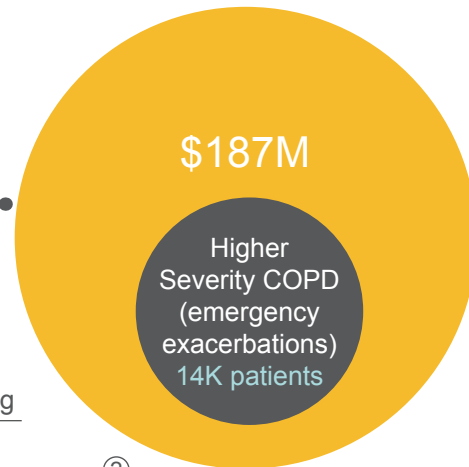
GAP: Coordinated screening
Diagnosis **68K tested**



GAP: Community programming
Family doctor visits **123K**
Respirologist visits **22K**

GAP: Not all receiving drugs
COPD Drugs **35K**

GAP: Rehab capacity
Rehab spots **1K**



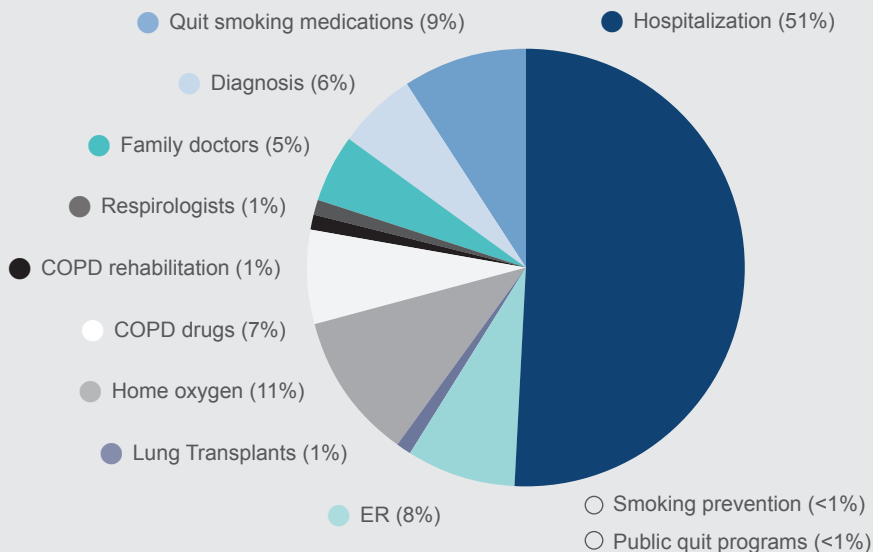
GAP: Community programming

Hospitalizations	11K
ER visits	21K
Home oxygen	11.5K
Family Doctor Visits	34K
Respirologist Visits	6K
COPD Drugs	10K
Lung transplants	13

LEGEND

- Patients (#)
- Expenditure
- ⊙ Service Gaps
- # Services Used

Distribution of \$254 Million for COPD Care Services in 2014



From Economic surveillance for chronic obstructive pulmonary disease (COPD) in Alberta Revised (2016), by Dr. A.E. Waye, Dr. P. Jacobs, Dr. M.B. Ospina, Dr. M.K. Stickland, and Dr. I. Mayers; available at www.ihe.ca.

Contact: Arianna Waye (awaye@ihe.ca); Philip Jacobs (pjacobs@ihe.ca)

Funded by an unrestricted grant from Boehringer Ingelheim (Canada) Ltd./Ltée.